



OCBC GREEN BOND REPORT 2023



Disclaimer: This document should be read as an overview of OCBC's current business activities and operating environment which may contain statements relating to OCBC's growth strategy and future business aspirations. These statements involve risks and uncertainties and should not be solely relied upon by investors or potential investors when making an investment decision. OCBC accepts no liability whatsoever with respect to the use of this document or its content.

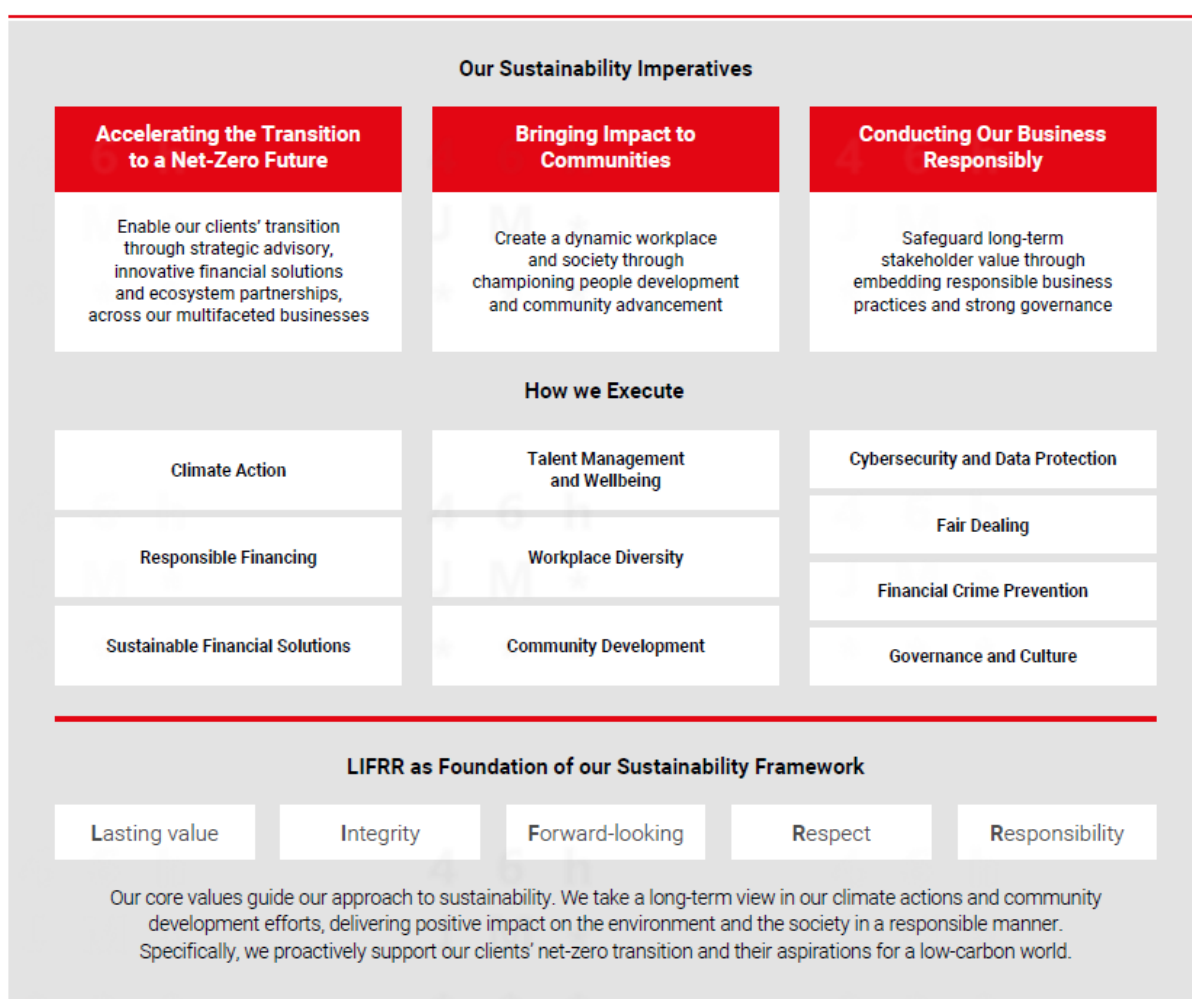
INTRODUCTION

OCBC is the longest established Singapore bank, formed in 1932 from the merger of three local banks, the oldest of which was founded in 1912. We are the second largest financial services group in Southeast Asia by assets with one of the world’s highest credit rating (Aa1 by Moody’s and AA- by both Fitch and S&P).

Our Approach to Sustainability

We recognise that integrating sustainability into every aspect of our organisation is not just a responsible choice, but a strategic imperative. By embedding sustainability practices and principles into our operations, we can proactively manage risks, drive innovative financial solutions, build trust among our stakeholders and contribute to a sustainable future.

Asia’s Leading Financial Services Partner for a Sustainable Future



Source: OCBC Sustainability Report 2023

ABOUT THIS REPORT

OCBC, through its Sydney Branch, has issued green bonds in accordance with OCBC’s Sustainability Bond Framework (“Framework”)¹. Under the Framework, OCBC will provide and publish an annual progress report where there are green, social or sustainability bonds outstanding.

As of 31 December 2023, the total outstanding green bonds is AUD 1.5 billion. These green bonds will mature between August 2024 and May 2026.

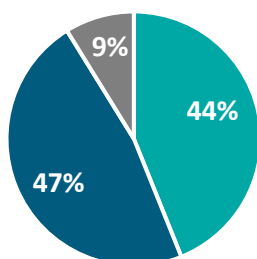
Morningstar Sustainalytics² has calculated the estimated environmental impact achieved or expected from the projects financed by the green bonds using ICMA’s Harmonised Framework for Impact Reporting and recognised methodologies for greenhouse gas emissions calculation. The impact report has been appended in this report.

PricewaterhouseCoopers LLP has provided an independent limited assurance on the allocation of proceeds. The review report is available at the end of this report.

ALLOCATION OF PROCEEDS

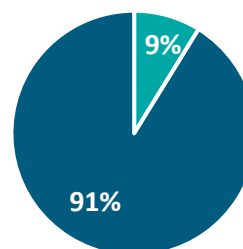
100% of the green bonds proceeds have been allocated to AUD 1.6 billion³ of eligible assets as of 31 December 2023.

Allocation by Geography



■ Australia ■ Singapore ■ Taiwan

Allocation by Category



■ Renewable Energy ■ Green Building

¹ The green bonds were issued under OCBC Sustainability Bond Framework dated March 2020, which has been updated in June 2023. Sustainalytics provided a Second Party Opinion on OCBC’s updated Framework evaluating it as credible, impactful and aligned with the Green Bond Principles 2021, Social Bond Principles 2021 and Sustainability Bond Guidelines 2021.

² Morningstar Sustainalytics, a globally recognised provider of ESG research, ratings and data, evaluated OCBC’s Framework and the alignment thereof with relevant industry standards and provided views on the robustness and credibility of the Framework. The Framework, whether in whole or in part shall not be construed as part of the offering, and shall not be considered as an offer or advertisement to buy a security, solicitation of votes or proxies, investment advice, expert opinion or negative assurance letter as defined by the applicable legislation.

³ Rounded to one decimal place.

Impact Report for Bonds

OCBC Sustainability Bond Framework



Impact Summary

Evaluation Date August 7, 2024

Issuer Location Singapore

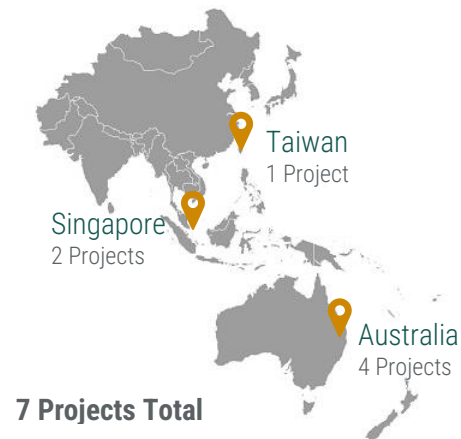
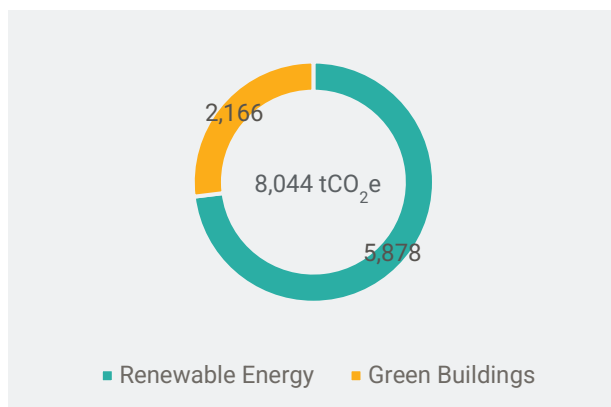
Sustainalytics has calculated the estimated impact achieved from the projects financed by the green bonds issued by OCBC between August 2021 and May 2023. The green bonds outstanding as of 31 December 2023 amounted to AUD 1.5 billion. OCBC has allocated AUD 1.6 billion to projects in Australia, Singapore and Taiwan in the Renewable Energy and Green Buildings categories. For a representative year during the bond's term to maturity, Sustainalytics has calculated 8,044 tonnes of carbon dioxide equivalents in avoided GHG emissions.



Emissions avoided equivalent to:

- A\$ 1.6B**
Allocated to green projects
- 1.7K**
Cars driven for one year
- 8,044**
Annual GHG emissions avoided (tCO₂e)
- 531K**
Trees, yearly sequestration
- 7**
Projects
- 18.6K**
Barrels of oil equivalent

Avoided GHG emissions by Use of Proceeds Category and Number of Projects by Geography



For inquiries, contact the Sustainalytics Corporate Solutions project team:

Simon Vacklen (London)
Project Manager
Simon.Vacklen@morningstar.com

Layla Ng (Singapore)
Project Support
Layla.Ng@morningstar.com

Greg Thong (Australia)
Client Relations
Greg.Thong@morningstar.com

Introduction

OCBC is the longest established Singapore bank, formed in 1932 from the merger of three local banks, the oldest of which was founded in 1912. It is the second largest financial services group in Southeast Asia by assets, with close to 420 branches and representative offices in 19 countries and regions. In 2019, Sustainalytics provided a Second-Party Opinion on the Sustainability Bond Framework proposed by OCBC, evaluating it as credible, impactful and aligned with the Green Bond Principles 2018.¹ In 2023, Sustainalytics provided a Second-Party Opinion on OCBC's updated Framework evaluating it as credible, impactful and aligned with the Green Bond Principles 2021,² Social Bond Principles 2021³ and Sustainability Bond Guidelines 2021.⁴

OCBC engaged Sustainalytics to quantify the environmental benefits of the projects financed with the proceeds from OCBC's bonds issued under the OCBC Sustainability Bond Framework. This report covers proceeds raised from the AUD 1.5 billion green bonds issued between August 2021 and May 2023.⁵ Using established methodologies, Sustainalytics has estimated avoided emissions from OCBC's Renewable Energy and Green Buildings projects. This report presents the details of our findings, including a description of the methodology used to calculate the impacts.

Scope of Work and Limitations

OCBC has engaged Sustainalytics to calculate the environmental impacts of the projects financed through the green bonds issued. For this work, Sustainalytics relied on the data provided by OCBC on the amounts allocated and the available technical data on the financed projects. Where necessary, Sustainalytics has supplemented technical data provided by OCBC with data from publicly available databases.

Sustainalytics' impact reporting is aligned with ICMA's Harmonised Framework for Impact Reporting as of June 2024.⁶ The methodology used and the assumptions made for the impact calculation are outlined in the methodology section below.

As part of this engagement, Sustainalytics exchanged information with various members of OCBC's team to understand the sustainability impact of its projects. Through these exchanges, OCBC's representatives have confirmed that:

- (1) They understand it is the sole responsibility of OCBC to ensure that the information provided by them is complete, accurate and up to date;
- (2) They have provided Sustainalytics with all materially relevant information;
- (3) Any provided material information has been duly disclosed in a timely manner.

Sustainalytics also reviewed relevant public documents and non-public information.

¹ The Green Bond Principles are administered by the International Capital Market Association and are available at <https://www.icmagroup.org/sustainable-finance/the-principles-guidelines-and-handbooks/>

² Ibid.

³ The Social Bond Principles are administered by the International Capital Market Association and are available at <https://www.icmagroup.org/sustainable-finance/the-principles-guidelines-and-handbooks/social-bond-principles-sbp/>

⁴ The Sustainability Bond Guidelines are administered by the International Capital Market Association and are available at <https://www.icmagroup.org/sustainable-finance/the-principles-guidelines-and-handbooks/sustainability-bond-guidelines-sbg/>

⁵ While the total issuance of the green bonds raised AUD 1.5 billion, the total amount allocated is AUD 1.6 billion so the financed assets match the total proceeds from the bonds.

⁶ ICMA, Handbook - Harmonised Framework for Impact Reporting (2024), at: <https://www.icmagroup.org/assets/documents/Sustainable-finance/2024-updates/Handbook-Harmonised-Framework-for-Impact-Reporting-June-2024.pdf>

Impact Findings

For reporting, Sustainalytics follows the ICMA Harmonised Framework for Impact Reporting⁷, which synthesizes market expectations and outlines recommendations for impact reporting to create a standardized reporting structure and to enhance the understanding of the impact to all stakeholders including investors.

Table 1 below provides a summary of the impacts at the portfolio level which Sustainalytics calculated from the allocation of proceeds from OCBC's green bonds. Tables 2-3 show the impact calculated for the projects financed by these bonds. These metrics correspond to a representative year during the bond's term to maturity (bond tenor) and are based on the share of project financing.

Table 1: Summary of impact - portfolio level⁸

Use of Proceeds	Allocated Amount	Bond Tenor	Financed Emissions Avoided	Financed Emissions Avoided/AUD million
	AUD million	Years	tCO ₂ e/year	tCO ₂ e/year/AUD million
Renewable Energy	142	3	5,878	41.28
Green Buildings	1,467	3	2,166	1.48
Total	1,609	3	8,044	5.00

Table 2: Impact of renewable energy projects by technology

Geography	Technology	Allocated Amount	Financed Generation	Financed Capacity	Financed Emissions Avoided	Financed Emissions Avoided/AUD million
		AUD million	MWh	MW	tCO ₂ e/year	tCO ₂ e/year/AUD million
Taiwan	Offshore Wind	142	11,257	19	5,878	41.28

Table 3: Impact of green buildings projects by building type

Geography	Building Type	Allocated Amount	Gross Building Area	Financed Energy Reduction	Financed Emissions Avoided	Financed Emissions Avoided/AUD million
		AUD million	m ²	MWh	tCO ₂ e/year	tCO ₂ e/year/AUD million
Australia	Office	706	222,427	3,377	2,025	2.87
Singapore	Office ⁹	760	265,961	454	141	0.19

⁷ ICMA, Handbook - Harmonised Framework for Impact Reporting (2024), at: <https://www.icmagroup.org/assets/documents/Sustainable-finance/2024-updates/Handbook-Harmonised-Framework-for-Impact-Reporting-June-2024.pdf>

⁸ Tables 1 – 3 summarize projects by Use of Proceeds that have been rounded to the nearest integer and may be subject to rounding errors.

⁹ Both mixed-development buildings in Singapore were assumed as office buildings in the impact calculation, given that retail makes up less than 10% of the GBA for both buildings.

Methodology

Sustainalytics developed its own methodologies for quantifying GHG avoidance and other metrics, including leveraging publicly available best-in-class methodologies, protocols and frameworks that are currently industry best practice. Our estimation practices and general principles rely on the GHG Protocol.¹⁰ Our methodologies are based on guidance provided by the International Financial Institutions¹¹ on calculation methodology and global emissions. In addition, we rely on the Partnership for Carbon Accounting Financials' Global Accounting Standard¹² for guidance on estimation where data is not readily available and assumptions must be made. Finally, the UN's Clean Development Mechanism¹³ provides guidance and information, serving as the foundation for these and other methodologies, including those implemented in this report.

Renewable Energy

It is assumed that energy generated by the projects crowd out a mix of current and upcoming planned generation capacity, and therefore, associated emissions. The approach taken to derive the greenhouse gas emissions avoidance uses:

- a) The emissions of the renewable energy projects, which is often (but not always) zero; and
- b) The baseline emissions or emissions occurring in the absence of the project. For electricity generation, these emissions are based on the energy mix used to supply electricity to the local grid.
- c) Financed project avoided emissions are calculated by using the share of project financing of the total project emissions avoided from the above calculations.

Data Sources and Assumptions

- For the projects included in this report, data on the energy generation (MWh) and capacity (MW) was provided by OCBC.
- The emissions for projects generating energy from wind are assumed to be 0 kgCO₂e per unit of generation.
- The baseline emission factors for the countries where projects are located were sourced from IFI.¹⁴ To account for emissions from upstream activities, Sustainalytics applies an additional indirect emissions factor.¹⁵

¹⁰ Greenhouse Gas Protocol, "About Us", at: <https://ghgprotocol.org/>

¹¹ International Financial Institutions, "Members of the International Financial Institutions on Greenhouse Gas Accounting", at: https://unfccc.int/sites/default/files/resource/IFIs_membership_for_UNFCCC_%27white_pages%27_0.pdf

¹² Partnership for Carbon Accounting Financials, "About", at: <https://carbonaccountingfinancials.com/>

¹³ UNFCCC, "CDM Methodology Booklet", (2022), at: <https://cdm.unfccc.int/methodologies/documentation/index.html>

¹⁴ UNFCCC, "The IFI Dataset of Default Grid Factors", at: https://unfccc.int/sites/default/files/resource/Harmonized_IFI_Default_Grid_Factors_2021_v3.2_0.xlsx

¹⁵ UK Government, Department for Business, Energy & Industrial Strategy, "Government conversion factors for company reporting of greenhouse gas emissions", at: <https://www.gov.uk/government/collections/government-conversion-factors-for-company-reporting>

Green Buildings

It is assumed that new buildings consume less energy than a mix of existing buildings and new construction. The avoidance of greenhouse gas emissions is calculated using:

- a) The emissions of the green building projects. To the extent available, the reporting is based on metered energy consumption. If such information is not available, estimates for the relevant projects are based on the building certificates, standards or country-level averages.
- b) The baseline emissions or emissions occurring in the absence of the projects. This figure is based on the estimated energy intensity of comparable buildings or, in the case of refurbishments, the prior emissions.
- c) Financed project avoided emissions are calculated by using the share of project financing of the total project emissions avoided from the above calculations.

Data Sources and Assumptions

- For the projects included in this report, building data including gross building area, location and green building certificates were provided by OCBC and used as inputs for the calculations.
- Sustainalytics has performed calculations based on the most recent available green building certificates or energy performance certificates for each property.¹⁶
- In the absence of data to compute the building's energy use intensity (EUI), it is assumed that a building has an intensity equal to that of the maximum permissible EUI under the same green building certification scheme and rating.¹⁷
- Based on location and building characteristics such as type and size, the EUI of a baseline building is estimated using a combination of country averages^{18,19} and publicly available statistical models.²⁰
- The emissions factors for the project and baseline properties are based on the average energy mix for buildings in the relevant country.^{21,22}
- The grid emissions factors for the countries in which the projects are located were sourced from IFI.¹⁶ To account for emissions from upstream activities, Sustainalytics applies an additional, indirect emissions factor.¹⁷

¹⁶ NABERS, "Find a current rating", at: <https://www.nabers.gov.au/ratings/find-a-current-rating>

¹⁷ Singapore Building and Construction Authority, "Green Mark 2021 Energy Efficiency", (2021), at: https://www1.bca.gov.sg/docs/default-source/docs-corp-buildsg/sustainability/20211027_energy_simplified_ver1.pdf

¹⁸ Singapore Building and Construction Authority, "BCA Building Energy Benchmarking Report (Statistics and Figures) 2023", (2023), at: <https://www1.bca.gov.sg/docs/default-source/docs-corp-buildsg/sustainability/bca-building-energy-benchmarking-report-2023.pdf>

¹⁹ Australia Department of Climate Change, Energy, the Environment and Water, "Commercial Building Baseline Study 2022 Final Report", (2022), at: <https://www.dcceew.gov.au/sites/default/files/documents/commercial-buildings-energy-consumption-baseline-study-2022.pdf>

²⁰ IFC's EDGE model is used for statistical modelling of buildings. EDGE, at: <https://app.edgebuildings.com/project/allBuildings>

²¹ Singapore Building and Construction Authority, "BCA Building Energy Benchmarking Report (Statistics and Figures) 2021", (2021), at: [https://www1.bca.gov.sg/docs/default-source/docs-corp-buildsg/sustainability/bca-building-energy-benchmarking-report-\(bebr\)-2021.pdf?sfvrsn=1f6d0bdc_0](https://www1.bca.gov.sg/docs/default-source/docs-corp-buildsg/sustainability/bca-building-energy-benchmarking-report-(bebr)-2021.pdf?sfvrsn=1f6d0bdc_0)

²² Australia Energy Efficiency Council, "Determining office tenancies energy and use", (2021), at:

<https://www.dcceew.gov.au/sites/default/files/documents/determining-office-tenancies-energy-end-use.pdf>

Appendix 1: Infographic conversion table

Financed Emissions Avoided (tCO ₂ e)	Number of Cars Driven for One Year ²³	Number of Trees, Annual Sequestration ²⁴	Barrels of Oil Equivalent ²⁵
8,044	1,749	530,917	18,624

²³ Based on the annual average mileage per car in Singapore. Government of Singapore, Land Transport Data Mall, at: <https://datamall.lta.gov.sg/content/datamall/en/static-data.html>

²⁴ Based on the average CO₂ uptake of 15.2 kg per mature tree, based on the US EPA estimation for carbon sequestration by trees in an average US forest. US Environmental Protection Agency, "Greenhouse Gases Equivalencies Calculator - Calculations and References", at: <https://www.epa.gov/energy/greenhouse-gases-equivalencies-calculator-calculations-and-references#pineforests>

²⁵ The combustion of 1 barrel of oil emits approximately 0.43 tCO₂e. US Environmental Protection Agency, "Greenhouse Gases Equivalencies Calculator - Calculations and References", at: <https://www.epa.gov/energy/greenhouse-gases-equivalencies-calculator-calculations-and-references#oil>

Disclaimer

Copyright ©2024 Sustainalytics, a Morningstar company. All rights reserved.

The information, methodologies, data and opinions contained or reflected herein are proprietary of Sustainalytics and/or content providers, and may be made available to third parties only in the form and format disclosed by Sustainalytics. They are not directed to, or intended for distribution to or use by India-based clients or users and their distribution to Indian resident individuals or entities is not permitted.

They are provided for informational purposes only and (1) shall not be considered as being a statement, representation, warranty or argument either in favour or against the truthfulness, reliability or completeness of any facts or statements that the issuer has made available to Sustainalytics for the purpose of this deliverable, in light of the circumstances under which such facts or statements have been presented; (2) do not constitute an endorsement of any product, project, investment strategy or consideration of any particular environmental, social or governance related issues as part of any investment strategy; (3) do not constitute investment advice, financial advice, or a prospectus, nor represent an "expert opinion" or "negative assurance letter" as these terms are commonly understood or defined by any applicable legislation; (4) are not part of any offering and do not constitute an offer or indication to buy or sell securities, to select a project or make any kind of business transactions; (5) do not represent an assessment of the issuer's economic performance, financial obligations nor of its creditworthiness; (6) are not a substitute for professional advice; (7) past performance is no guarantee of future results; (8) have not been submitted to, nor received approval from, any relevant regulatory body; (9) have not and cannot be incorporated into any offering disclosure, unless otherwise agreed in writing.

These are based on information made available by the issuer and therefore are not warranted as to their merchantability, completeness, accuracy, up-to-datedness or fitness for a particular purpose. Sustainalytics has not independently verified any such information or data. The deliverables are provided "as is" and reflect Sustainalytics' opinion at the date of their elaboration and publication. Sustainalytics does not undertake any obligation to update or revise any of the statements in the deliverable to reflect events, circumstances, changes in expectations which may occur after the date of the opinion or any statements included in the opinion. Neither Sustainalytics/Morningstar nor their content providers accept any liability from the use of the information, data or opinions contained herein or for actions of third parties in respect to this information, in any manner whatsoever, except where explicitly required by law. Sustainalytics does not assume any responsibility shall the bond default. Any reference to content providers' names is for appropriate acknowledgement of their ownership and does not constitute a sponsorship or endorsement by such owner. A list of our content providers and their respective terms of use is available on our website. For more information, visit <http://www.sustainalytics.com/legal-disclaimers>.

Sustainalytics may receive compensation for its ratings, opinions and other deliverables, from, among others, issuers, insurers, guarantors and/or underwriters of debt securities, or investors, via different business units. Sustainalytics believes it has put in place appropriate measures designed to safeguard the objectivity and independence of its opinions. For more information, visit <http://sustainalytics.com/governance-documents> or contact compliance@sustainalytics.com.

This deliverable, in particular the images, text and graphics contained therein, and the layout and company logo of Sustainalytics are protected under copyright and trademark law. Any use thereof shall require express prior written consent. Use shall be deemed to refer in particular to the copying or duplication of the opinion wholly or in part, the distribution of the opinion, either free of charge or against payment, or the exploitation of this opinion in any other conceivable manner.

The issuer is fully responsible for certifying and ensuring compliance with its commitments, for their implementation and monitoring.

About Morningstar Sustainalytics

Morningstar Sustainalytics is a leading ESG research, ratings and data firm that supports investors around the world with the development and implementation of responsible investment strategies. For more than 30 years, the firm has been at the forefront of developing high-quality, innovative solutions to meet the evolving needs of global investors. Today, Sustainalytics works with hundreds of the world’s leading asset managers and pension funds, which incorporate ESG and corporate governance information and assessments into their investment processes. Sustainalytics also works with hundreds of companies and their financial intermediaries to help them consider sustainability in policies, practices and capital projects. For more information, visit www.sustainalytics.com.





INDEPENDENT PRACTITIONER'S LIMITED ASSURANCE REPORT ON THE ALLOCATION OF PROCEEDS AS AT 31 DECEMBER 2023 RAISED THROUGH THE ISSUANCE OF THE OCBC GREEN BOND AS SET OUT IN THE OCBC GREEN BOND REPORT

To the Board of Directors of Oversea-Chinese Banking Corporation Limited

We have been engaged by Oversea-Chinese Banking Corporation Limited (“OCBC”) to undertake a limited assurance engagement in respect of the allocation of proceeds as at 31 December 2023 raised through the issuance of the OCBC Green Bond as set out on page 3 of the OCBC Green Bond Report (“the Selected Information”).

Our assurance engagement was with respect to the Selected Information as at 31 December 2023. We have not performed any procedures with respect to (i) earlier periods and (ii) any other elements included in the OCBC Green Bond Report, and in the website and other publications, and therefore do not express any conclusion thereon.

Reporting Criteria

The Selected Information has been prepared in accordance with the OCBC Sustainability Bond Framework (June 2023)¹ (“the Framework”).

Management's Responsibility for the Selected Information

Management of OCBC is responsible for establishing the Framework and for the preparation of the Selected Information in accordance with the Framework. The responsibility includes designing, implementing and maintaining internal control relevant to the preparation of the Selected Information that is free from material misstatement, whether due to fraud or error.

Practitioner's Independence and Quality Management

We have complied with the independence and other ethical requirements of the Accounting and Corporate Regulatory Authority (ACRA) Code of Professional Conduct and Ethics for Public Accountants and Accounting Entities (ACRA Code), which is founded on fundamental principles of integrity, objectivity, professional competence and due care, confidentiality and professional behaviour.

Our firm applies Singapore Standard on Quality Management 1 which requires the firm to design, implement and operate a system of quality management including policies or procedures regarding compliance with ethical requirements, professional standards and applicable legal and regulatory requirements.

Practitioner's Responsibility

Our responsibility is to express a limited assurance conclusion on the Selected Information based on the procedures we have performed and the evidence we have obtained. We performed our limited assurance engagement in accordance with Singapore Standard on Assurance Engagements 3000 (Revised) – Assurance Engagements other than Audits or Reviews of Historical Financial Information (“Standard”). This Standard requires that we plan and perform our work to form the conclusion about whether the Selected Information is free from material misstatement. The extent of our procedures depends on our professional judgment and our assessment of the engagement risk.

A limited assurance engagement involves assessing the suitability in the circumstances of OCBC's use of the Framework as the basis for the preparation of the Selected Information, assessing the risks of material misstatement of the Selected Information whether due to fraud or error, responding to the assessed risks as necessary in the circumstances, and evaluating the overall presentation of the Selected Information. A limited

¹ The OCBC Sustainability Bond Framework (June 2023) can be found on the OCBC website at: <https://www.ocbc.com/group/investors/green-bonds>



assurance engagement is substantially less in scope than a reasonable assurance engagement in relation to both the risk assessment procedures, including an understanding of internal control, and the procedures performed in response to the assessed risks.

The procedures selected included inquiries, observation of processes performed, inspection of documents and agreeing or reconciling with underlying records. Given the circumstances of the engagement, we also performed the following:

- interviewed management and personnel in relation to the Selected Information;
- obtained an understanding of how the Selected Information is gathered, collated and aggregated internally;
- performed limited substantive testing, on a selective basis, of the Selected Information to check that data had been appropriately measured, recorded, collated and reported, to the extent we considered necessary and appropriate to provide sufficient evidence for our conclusion; and
- considered the disclosure and presentation of the Selected Information.

The procedures performed in a limited assurance engagement vary in nature and timing from, and are less in extent than for, a reasonable assurance engagement. Consequently, the level of assurance obtained in a limited assurance engagement is substantially lower than the assurance that would have been obtained had a reasonable assurance engagement been performed. Accordingly, we do not express a reasonable assurance opinion about whether the Selected Information has been prepared, in all material respects, in accordance with the Framework.

Inherent Limitations

In designing these procedures, we considered the system of internal controls in relation to the Selected Information and reliance has been placed on internal controls where appropriate. Because of the inherent limitations in any accounting and internal control system, errors and irregularities may nevertheless occur and not be detected.

Conclusion

Based on the procedures we have performed and the evidence we have obtained, nothing has come to our attention that causes us to believe that the Selected Information as at 31 December 2023 is not prepared, in all material respects, in accordance with the Framework.

Purpose and Restriction on Distribution and Use

Without modifying our conclusion, we draw attention to the fact that the Selected Information was prepared for inclusion in the OCBC Green Bond Report by the management of OCBC as required by the Framework ("Purpose"). As a result, the Selected Information may not be suitable for another purpose.

Our report is intended solely for the Purpose set forth in the paragraph above and should not be used for any other purpose. Save for the disclosure of our report in the OCBC Green Bond Report and on OCBC's website, neither this report nor its contents or any part thereof may be distributed to, discussed with or otherwise disclosed to any third party without our prior written consent. OCBC is responsible for information other than our report and our report does not cover this other information, and we do not express any form of assurance conclusion thereon. To the fullest extent permitted by law, we do not accept any liability or assume any responsibility to anyone else other than OCBC for our work or this report except where terms are expressly agreed between us in writing. Any reliance placed on this report by any third party is entirely at its own risk. OCBC is responsible for its website and that we do not accept responsibility for any changes that may have occurred to the Selected Information or Framework since the publication of our report in the OCBC Green Bond Report.

Yours faithfully

A handwritten signature in black ink, appearing to read 'PricewaterhouseCoopers' followed by a stylized mark.

PricewaterhouseCoopers LLP
Public Accountants and Chartered Accountants
Singapore
27 August 2024